

AT A GLANCE:

PLANNED PARENTHOOD AFFILIATES IN NEW JERSEY



2022 • www.ppmnj.org • www.ppncsnj.org • www.ppactionnj.org • info@ppactionnj.org



The two Planned Parenthood affiliates in New Jersey – **Planned Parenthood of Northern, Central, and Southern New Jersey** and **Planned Parenthood of Metropolitan New Jersey** – provide high-quality, comprehensive, affordable reproductive health care at 21 health centers across the state. We provide a full range of preventive reproductive health care services, including lifesaving cancer screenings, birth control, and testing and treatment for sexually transmitted infections and HIV/AIDS. We are also proud to provide abortion services and we ensure that our patients have accurate information about all of their options.

In addition to our health care services, we provide and support education programs that empower young people, adults, and families to make healthy decisions and lead healthy lives. We advocate for public policies that protect and expand access to these services and other important issues that impact the daily lives of Planned Parenthood patients.

Throughout the COVID-19 pandemic, we have continued to provide essential health care and education services while taking appropriate steps to prioritize the safety of our patients, staff and the wider community. Even in a pandemic, cancer screenings, STIs, urinary tract infections, birth control, abortion, and other health issues can't wait. Patients need timely access to care – and as a trusted health care provider, we will provide care no matter what.

2021: BY THE NUMBERS

124,000

patient visits

21,700

cancer screenings, including Pap tests and breast cancer screenings

183,800

STD & HIV tests and treatment

119,500

cycles of birth control

3,700

telehealth visits

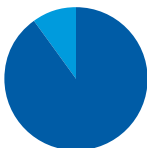
12,600

abortion procedures

5,400

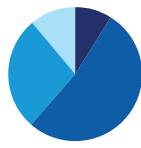
education participants, including parents, teens, and community members

PATIENT DEMOGRAPHICS



89%

have an annual income below 150% of Federal Poverty Level – roughly \$38,750 total per year for a family of four



9%

19 or younger

52%

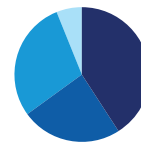
20-29

27%

30-39

11%

40 or older

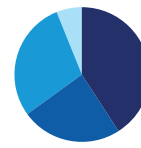


41%

Latino

29%

Black

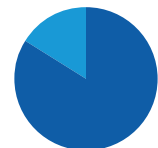


24%

White

6%

Other*



84%

female

16%

male

* Percentages may not add up to 100 due to the nature of race and ethnicity data.